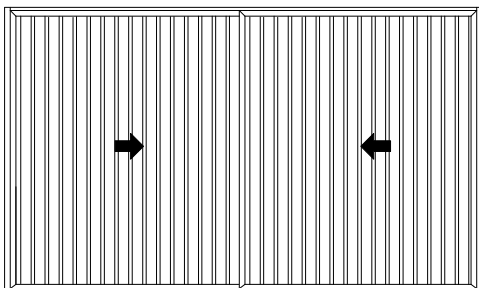
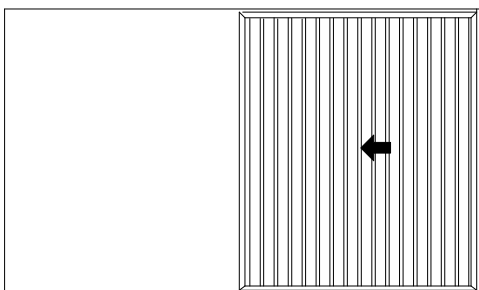


Principais Tipologias

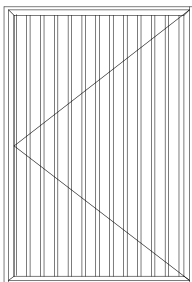
PCB - Portão de correr 2 folhas



PCB - Portão de correr 1 folha



PGB - Portão de giro 1 folhas



PGB - Portão de giro 2 folhas

